

NEW, REAR AIR HEAT SYSTEM (Optional)


Overall heating capacity is increased by 20% with Chrysler's new *optional* rear compartment heating system. The increased capacity results from an additional heating radiator mounted in the trunk just below the rear package shelf.

Hot water is circulated from the engine through this radiator by means of half-inch armor-covered steel tubing. The system also includes a centrifugal blower and an air-flow control door that directs air either for heating or defrosting.

Controls for the system are installed on the instrument panel immediately below the standard heater controls . . . just to the right of the steering column. The control panel is labeled REAR AIR and has two three-position toggle switches. The left toggle selects either HEAT, DEFROST or DEFOG and the right toggle turns the blower to HI, LO or OFF. Moving the left toggle switch to HEAT causes the air-flow control door to direct all the heated air forward through two heating ducts under the rear seat that open into the rear passenger compartment.

When the switch is on DEFROST, all the heated air is directed up onto the rear window. Moving the switch to the DEFOG position shuts off hot-water flow to the rear heater radiator and keeps re-circulated air directed on the rear window.

Air for the system is supplied from inside the car through an air intake in the top of the package shelf.

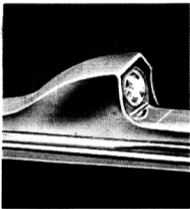


Rear Air and Heat System

CHRYSLER FEATURES

(Continued)


Front Fender-mounted, Turn-signal Indicator Lights, standard on New Yorker and Town & Country models, are out front in the driver's line of vision where he is certain to notice them. In this location, the indicator lights provide a quick check for the driver on his selection of turn signals, and also serve as a better reminder to cancel his signal after making a shallow turn that does not actuate the self-cancelling mechanism. Fender-mounted indicator




lights are optional on Newport and 300 models.

The Spare Tire In Chrysler's Big Trunk is stored forward, on the rear axle floor hump, where it doesn't interfere with the main body of the trunk. This leaves the full width of the trunk unobstructed for carrying luggage. In convertibles, the spare tire is moved to the rear to make room for the folding convertible top.

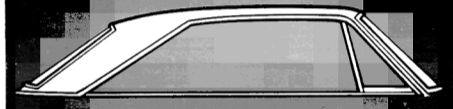
Two-position Door Checks, that hold doors either fully open or part-way open, are standard equipment on front and rear doors of all Chryslers. The intermediate-position door check can be a real convenience when parked closely between other cars where the doors cannot be fully opened. The two-position door checks will also hold the door open on slight grades so that it won't bang closed against your legs when you are entering with an armful of packages.



New Yorker 2-door Hardtop Roof



300 2-door Hardtop Roof



Newport 2-door Hardtop Roof



Three Distinct 2-door Hardtop Roofs are featured in the 1966 Chrysler. The New Yorker 2-door hardtop has long, flat roof with lines similar to the 4-door hardtop. The 300 2-door hardtop roof is more rounded, and the rear roof pillar is slimmer and has more slope than New Yorker's. The Newport 2-door hardtop roof has slim, wedge-shape rear roof pillars, and roof crease lines that give it a convertible look.

Safety Door Reflectors, that warn oncoming traffic at night when a door is opened, are standard on Chrysler 300 models. These reflectors give off a brilliant red glare when headlights shine upon them.

CHRYSLER STANDARD EQUIPMENT

	New Yorker	300	Newport	Town & Country
Alternator—35 amp.....	S	S	S	S
Armrests, front—front door, long bright.....	S	S	S	S
Armrests, rear—rear door, long bright (4-door models).....	S	S	S	S
—quarter panel (2-door hardtops).....	S	S	S	—
—pocket panel (convertible).....	—	S	S	—
Ash receiver, front—instrument panel (two).....	S	S	S	S
Ash receiver, rear—rear door armrest (4-door models).....	S	S	S	S
—quarter armrest (2-door hardtops).....	S	S	S	—
—pocket panel armrest (convertible).....	—	S	S	—
Battery—70 amp.-hr.....	S	S	S	S
Brakes, self-adjusting.....	S	S	S	S
Bucket seats, front.....	E(2)	S	E(1)	E
Cigar lighter—instrument panel.....	S	S	S	S
—console (on console-equipped models).....	S	S	S	N.A.
—bucket seat center section.....	S	S	S	S
—front seat-back (bench seats—4-dr. models only).....	S	—	N.A.	N.A.